



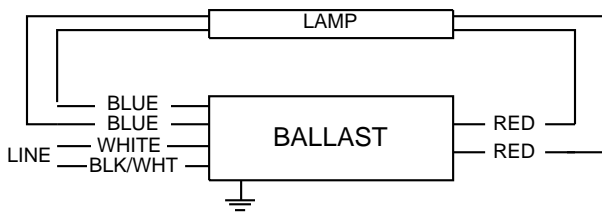
RCN-1S32-SC

Brand Name	CENTIUM
Ballast Type	Electronic
Starting Method	Programmed Start
Lamp Connection	Series
Input Voltage	120
Input Frequency	60 HZ
Status	Active

Electrical Specifications

Lamp Type	Num. of Lamps	Rated Lamp Watts	Min. Start Temp (°F/C)	Input Current (Amps)	Input Power (ANSI Watts)	Ballast Factor	MAX THD %	Power Factor	MAX Lamp Current Crest Factor	B.E.F.
F17T8	1	17	32/00	0.19	22	1.00	10	0.97	1.7	4.55
* F25T8	1	25	32/00	0.24	28	0.95	10	0.98	1.7	3.39
F32T8	1	32	32/00	0.29	34	0.90	10	0.98	1.7	2.65

Wiring Diagram



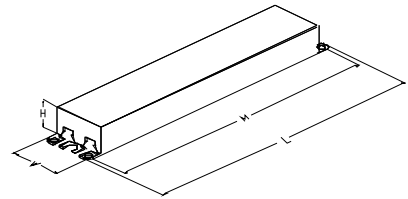
Diag. 20

The wiring diagram that appears above is for the lamp type denoted by the asterisk (*)

Standard Lead Length (inches)

	in.	cm.		in.	cm.
Black		0	Yellow/Blue		0
White	22L	55.9	Blue/White		0
Blue	36L	91.4	Brown		0
Red	26R	66	Orange		0
Yellow		0	Orange/Black		0
Gray		0	Black/White	22L	55.9
Violet		0	Red/White		0

Enclosure



Enclosure Dimensions

OverAll (L)	Width (W)	Height (H)	Mounting (M)
9.50 "	1.7 "	1.18 "	8.90 "
9 1/2	1 7/10	1 9/50	8 9/10
24.1 cm	4.3 cm	3 cm	22.6 cm

Revised 11/13/2001



Data is based upon tests performed by Advance Transformer in a controlled environment and representative of relative performance. Actual performance can vary depending on operating conditions. Specifications are subject to change without notice. All specifications are nominal unless otherwise noted.

ADVANCE

O'HARE INTERNATIONAL CENTER · 10275 WEST HIGGINS ROAD · ROSEMONT, IL 60018
 Customer Support/Technical Service: Phone: 800-372-3331 · Fax: 630-307-3071
 Corporate Offices: Phone: 800-322-2086



RCN-1S32-SC	
Brand Name	CENTIUM
Ballast Type	Electronic
Starting Method	Programmed Start
Lamp Connection	Series
Input Voltage	120
Input Frequency	60 HZ
Status	Active

Electrical Specifications

Notes:

Section I - Physical Characteristics

- 1.1 Ballast shall be physically interchangeable with standard electromagnetic or standard electronic ballasts, where applicable.
- 1.2 Ballast shall be provided with integral leads color-coded per ANSI C82.11.

Section II - Performance Requirements

- 2.1 Ballast shall be _____ (Instant or Rapid) Start.
- 2.2 Ballast shall provide Independent Lamp Operation (ILO) for Instant Start ballasts allowing remaining lamp(s) to maintain full light output when one or more lamps fail.
- 2.3 Ballast shall contain auto restart circuitry in order to restart lamps without resetting power (except T8/HO ballast).
- 2.4 Ballast shall operate from 60 Hz input source of 120V, 277V or 347V as applicable with sustained variations of +/- 10% (voltage and frequency) with no damage to the ballast. IntelliVolt models shall operate from 50/60 Hz input source of 120V through 277V with sustained variations of +/- 10% (voltage and frequency) with no damage to the ballast.
- 2.5 Ballast shall be high frequency electronic type and operate lamps at a frequency above 42 kHz ("GCN" models between 20kHz and 30kHz) to avoid interference with infrared devices and eliminate visible flicker.
- 2.6 Ballast shall have a Power Factor greater than 0.98 for primary lamp.
- 2.7 Ballast shall have a minimum ballast factor for primary lamp application as follows: 0.75 for Low Watt, 0.85 for Normal Light Output, and 1.20 for High Light.
- 2.8 Ballast shall provide for a Lamp Current Crest Factor of 1.7 or less in accordance with lamp manufacturer recommendations.
- 2.9 Ballast input current shall have Total Harmonic Distortion (THD) of less than 20% for Standard models and THD of less than 10% for Centium models when operated at nominal line voltage with primary lamp.
- 2.10 Ballast shall have a Class A sound rating for all 4-foot lamps and smaller.
- 2.11 Ballast shall have a minimum starting temperature of _____ [-18C (0F) for standard T8 and Long Twin Tube lamps, 10C (50F) for standard T12 lamps, 0C (32F) for Slimline T8 lamps and "GCN" models, -29C (-20F) for T8/HO lamps,] for primary lamp application. Ballast shall have a minimum starting temperature of 60F (16C) for energy-saving T8 and T12 lamps.
- 2.12 Ballast shall tolerate sustained open circuit and short circuit output conditions without damage.

Section III - Regulatory Requirements

- 3.1 Ballast shall not contain any Polychlorinated Biphenyl (PCB).
- 3.2 Ballast shall be Underwriters Laboratories (UL) listed, Class P and Type 1 Outdoor; and Canadian Standards Association (CSA) certified where applicable. Models with -HAZ suffix meet UL 935 Type HL (hazardous location) requirements.
- 3.3 Ballast shall comply with ANSI C62.41 Category A for Transient protection.
- 3.4 Ballast shall comply with ANSI C82.11 where applicable.
- 3.5 Ballast shall comply with the requirements of the Federal Communications Commission (FCC) rules and regulations, Title 47 CFR part 18, Non-Consumer (Class A) for EMI/RFI (conducted and radiated).

Section IV - Other

- 4.1 Ballast shall be manufactured in a factory certified to ISO 9002 Quality System Standards.
- 4.2 Ballast shall carry a five-year warranty from date of manufacture against defects in material or workmanship, including replacement, for operation at a maximum case temperature of 70C.
- 4.3 Manufacturer shall have a fifteen-year history of producing electronic ballasts for the North American market.
- 4.4 Ballast shall be Advance part # _____ or approved equal.

NOTE: The use of Optanium 2.0 (IOP) models is recommended to reduce striation in energy-saving T8 lamps (25W, 28W or 30W). Remote or tandem wiring of energy-saving T8 lamps (25W, 28W or 30W) is only recommended for Optanium 2.0 (IOP) models.

Revised 11/13/2001



Data is based upon tests performed by Advance Transformer in a controlled environment and representative of relative performance. Actual performance can vary depending on operating conditions. Specifications are subject to change without notice. All specifications are nominal unless otherwise noted.

ADVANCE TRANSFORMER CO.
O'HARE INTERNATIONAL CENTER - 10275 WEST HIGGINS ROAD
ROSEMONT, ILLINOIS 60018
TELEPHONE: (847) 390-5000 FAX: (847) 390-5109

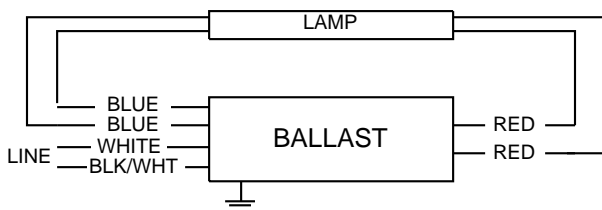


VCN-1S32-SC	
Brand Name	CENTIUM
Ballast Type	Electronic
Starting Method	Programmed Start
Lamp Connection	Series
Input Voltage	277
Input Frequency	60 HZ
Status	Active

Electrical Specifications

Lamp Type	Num. of Lamps	Rated Lamp Watts	Min. Start Temp (°F/C)	Input Current (Amps)	Input Power (ANSI Watts)	Ballast Factor	MAX THD %	Power Factor	MAX Lamp Current Crest Factor	B.E.F.
* F17T8	1	17	32/00	0.08	22	1.00	10	0.97	1.7	4.55
F25T8	1	25	32/00	0.10	28	0.95	10	0.98	1.7	3.39
F32T8	1	32	32/00	0.13	34	0.90	10	0.98	1.7	2.65

Wiring Diagram



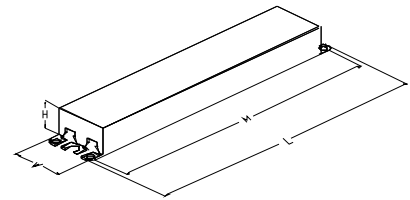
Diag. 20

The wiring diagram that appears above is for the lamp type denoted by the asterisk (*)

Standard Lead Length (inches)

	in.	cm.		in.	cm.
Black		0	Yellow/Blue		0
White	22L	55.9	Blue/White		0
Blue	36L	91.4	Brown		0
Red	26R	66	Orange		0
Yellow		0	Orange/Black		0
Gray		0	Black/White	22L	55.9
Violet		0	Red/White		0

Enclosure



Enclosure Dimensions

OverAll (L)	Width (W)	Height (H)	Mounting (M)
9.50 "	1.7 "	1.18 "	8.90 "
9 1/2	1 7/10	1 9/50	8 9/10
24.1 cm	4.3 cm	3 cm	22.6 cm

Revised 11/13/2001



Data is based upon tests performed by Advance Transformer in a controlled environment and representative of relative performance. Actual performance can vary depending on operating conditions. Specifications are subject to change without notice. All specifications are nominal unless otherwise noted.

ADVANCE

O'HARE INTERNATIONAL CENTER · 10275 WEST HIGGINS ROAD · ROSEMONT, IL 60018
 Customer Support/Technical Service: Phone: 800-372-3331 · Fax: 630-307-3071
 Corporate Offices: Phone: 800-322-2086



VCN-1S32-SC	
Brand Name	CENTIUM
Ballast Type	Electronic
Starting Method	Programmed Start
Lamp Connection	Series
Input Voltage	277
Input Frequency	60 HZ
Status	Active

Electrical Specifications

Notes:

Section I - Physical Characteristics

- 1.1 Ballast shall be physically interchangeable with standard electromagnetic or standard electronic ballasts, where applicable.
- 1.2 Ballast shall be provided with integral leads color-coded per ANSI C82.11.

Section II - Performance Requirements

- 2.1 Ballast shall be _____ (Instant or Rapid) Start.
- 2.2 Ballast shall provide Independent Lamp Operation (ILO) for Instant Start ballasts allowing remaining lamp(s) to maintain full light output when one or more lamps fail.
- 2.3 Ballast shall contain auto restart circuitry in order to restart lamps without resetting power (except T8/HO ballast).
- 2.4 Ballast shall operate from 60 Hz input source of 120V, 277V or 347V as applicable with sustained variations of +/- 10% (voltage and frequency) with no damage to the ballast. IntelliVolt models shall operate from 50/60 Hz input source of 120V through 277V with sustained variations of +/- 10% (voltage and frequency) with no damage to the ballast.
- 2.5 Ballast shall be high frequency electronic type and operate lamps at a frequency above 42 kHz ("GCN" models between 20kHz and 30kHz) to avoid interference with infrared devices and eliminate visible flicker.
- 2.6 Ballast shall have a Power Factor greater than 0.98 for primary lamp.
- 2.7 Ballast shall have a minimum ballast factor for primary lamp application as follows: 0.75 for Low Watt, 0.85 for Normal Light Output, and 1.20 for High Light.
- 2.8 Ballast shall provide for a Lamp Current Crest Factor of 1.7 or less in accordance with lamp manufacturer recommendations.
- 2.9 Ballast input current shall have Total Harmonic Distortion (THD) of less than 20% for Standard models and THD of less than 10% for Centium models when operated at nominal line voltage with primary lamp.
- 2.10 Ballast shall have a Class A sound rating for all 4-foot lamps and smaller.
- 2.11 Ballast shall have a minimum starting temperature of _____ [-18C (0F) for standard T8 and Long Twin Tube lamps, 10C (50F) for standard T12 lamps, 0C (32F) for Slimline T8 lamps and "GCN" models, -29C (-20F) for T8/HO lamps,] for primary lamp application. Ballast shall have a minimum starting temperature of 60F (16C) for energy-saving T8 and T12 lamps.
- 2.12 Ballast shall tolerate sustained open circuit and short circuit output conditions without damage.

Section III - Regulatory Requirements

- 3.1 Ballast shall not contain any Polychlorinated Biphenyl (PCB).
- 3.2 Ballast shall be Underwriters Laboratories (UL) listed, Class P and Type 1 Outdoor; and Canadian Standards Association (CSA) certified where applicable. Models with -HAZ suffix meet UL 935 Type HL (hazardous location) requirements.
- 3.3 Ballast shall comply with ANSI C62.41 Category A for Transient protection.
- 3.4 Ballast shall comply with ANSI C82.11 where applicable.
- 3.5 Ballast shall comply with the requirements of the Federal Communications Commission (FCC) rules and regulations, Title 47 CFR part 18, Non-Consumer (Class A) for EMI/RFI (conducted and radiated).

Section IV - Other

- 4.1 Ballast shall be manufactured in a factory certified to ISO 9002 Quality System Standards.
- 4.2 Ballast shall carry a five-year warranty from date of manufacture against defects in material or workmanship, including replacement, for operation at a maximum case temperature of 70C.
- 4.3 Manufacturer shall have a fifteen-year history of producing electronic ballasts for the North American market.
- 4.4 Ballast shall be Advance part # _____ or approved equal.

NOTE: The use of Optanium 2.0 (IOP) models is recommended to reduce striation in energy-saving T8 lamps (25W, 28W or 30W). Remote or tandem wiring of energy-saving T8 lamps (25W, 28W or 30W) is only recommended for Optanium 2.0 (IOP) models.

Revised 11/13/2001



Data is based upon tests performed by Advance Transformer in a controlled environment and representative of relative performance. Actual performance can vary depending on operating conditions. Specifications are subject to change without notice. All specifications are nominal unless otherwise noted.

ADVANCE TRANSFORMER CO.
O'HARE INTERNATIONAL CENTER - 10275 WEST HIGGINS ROAD
ROSEMONT, ILLINOIS 60018
TELEPHONE: (847) 390-5000 FAX: (847) 390-5109

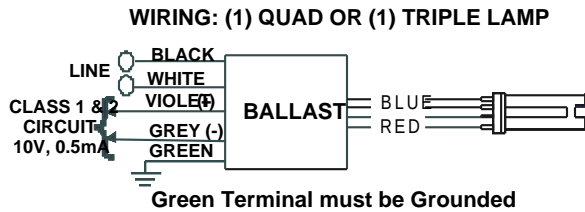


IZT-1T42-M2-BS@120	
Brand Name	MARK 7 0-10V
Ballast Type	Electronic Dimming
Starting Method	Programmed Start
Lamp Connection	Series
Input Voltage	120-277
Input Frequency	50/60HZ
Status	Active

Electrical Specifications

Lamp Type	Num. of Lamps	Rated Lamp Watts	Min. Start Temp (°F/C)	Input Current (Amps)	Input Power (Watts) (min/max)	Ballast Factor (min/max)	MAX THD %	Power Factor	Lamp Current Crest Factor	B.E.F.
CFM26W/GX24Q	1	26	50/10	0.25	08/29	0.05/1.00	14	0.95	1.4	3.45
* CFM32W/GX24Q	1	32	50/10	0.33	09/39	0.05/1.00	10	0.97	1.4	2.56
CFM42W/GX24Q	1	42	50/10	0.42	09/50	0.05/1.00	10	0.98	1.4	2.00
CFQ26W/G24Q	1	26	50/10	0.25	08/29	0.05/1.00	14	0.95	1.4	3.45

Wiring Diagram

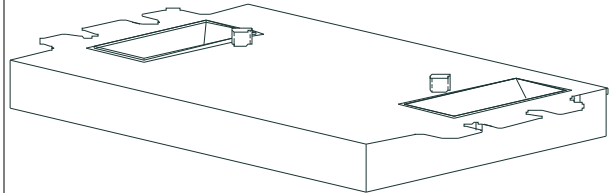


The wiring diagram that appears above is for the lamp type denoted by the asterisk (*)

Standard Lead Length (inches)

	in.	cm.		in.	cm.
Black	0	0	Yellow/Blue		0
White	0	0	Blue/White		0
Blue	0	0	Brown		0
Red	0	0	Orange		0
Yellow		0	Orange/Black		0
Gray	0	0	Black/White		0
Violet	0	0	Red/White		0

Enclosure



Enclosure Dimensions

OverAll (L)	Width (W)	Height (H)	Mounting (M)
4.98 "	3.00 "	1.29 "	2.00 "
4 49/50	3	1 29/100	2
12.6 cm	7.6 cm	3.3 cm	5.1 cm

Revised 06/18/2003



Data is based upon tests performed by Advance Transformer in a controlled environment and representative of relative performance. Actual performance can vary depending on operating conditions. Specifications are subject to change without notice. All specifications are nominal unless otherwise noted.

ADVANCE

O'HARE INTERNATIONAL CENTER · 10275 WEST HIGGINS ROAD · ROSEMONT, IL 60018
 Customer Support/Technical Service: Phone: 800-372-3331 · Fax: 630-307-3071
 Corporate Offices: Phone: 800-322-2086

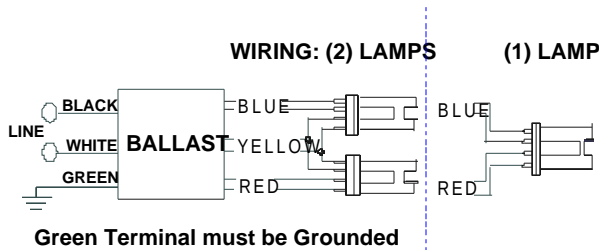


ICF-2S26-H1-LD@120	
Brand Name	SMARTMATE
Ballast Type	Electronic
Starting Method	Programmed Start
Lamp Connection	Series
Input Voltage	120-277
Input Frequency	50/60 HZ
Status	Active

Electrical Specifications

Lamp Type	Num. of Lamps	Rated Lamp Watts	Min. Start Temp (°F/C)	Input Current (Amps)	Input Power (ANSI Watts)	Ballast Factor	MAX THD %	Power Factor	MAX Lamp Current Crest Factor	B.E.F.
CFM26W/GX24Q	1	26	0/-18	0.24	29	1.10	10	0.98	1.5	3.79
CFM26W/GX24q	2	26	0/-18	0.45	54	1.00	10	0.99	1.5	1.85
* CFM32W/GX24q	1	32	0/-18	0.31	36	0.98	10	0.98	1.5	2.72
CFM42W/GX24q	1	42	0/-18	0.38	46	0.98	10	0.98	1.5	2.13
CFQ26W/G24q	1	26	0/-18	0.23	27	1.00	10	0.98	1.5	3.70
CFQ26W/G24q	2	26	0/-18	0.43	51	1.00	10	0.99	1.5	1.96
CFS21W/GR10q	2	21	0/-18	0.42	51	1.12	10	0.99	1.5	2.20
FT24W/2G11	2	24	0/-18	0.41	48	0.93	10	0.99	1.5	1.94

Wiring Diagram

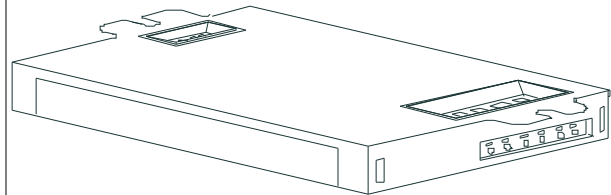


The wiring diagram that appears above is for the lamp type denoted by the asterisk (*)

Standard Lead Length (inches)

	in.	cm.		in.	cm.
Black	0.0		Yellow/Blue		
White	0.0		Blue/White		
Blue	0.0		Brown		
Red	0.0		Orange		
Yellow	0		Orange/Black		
Gray			Black/White		
Violet			Red/White		

Enclosure



Enclosure Dimensions

OverAll (L)	Width (W)	Height (H)	Mounting (M)
4.98 "	2.4 "	1.0 "	4.6 "
4 49/50	2 2/5	1	4 3/5
12.6 cm	6.1 cm	2.5 cm	11.7 cm

Revised 09/02/2004



Data is based upon tests performed by Advance Transformer in a controlled environment and representative of relative performance. Actual performance can vary depending on operating conditions. Specifications are subject to change without notice. All specifications are nominal unless otherwise noted.

ADVANCE

O'HARE INTERNATIONAL CENTER · 10275 WEST HIGGINS ROAD · ROSEMONT, IL 60018

Customer Support/Technical Service: Phone: 800-372-3331 · Fax: 630-307-3071

Corporate Offices: Phone: 800-322-2086



ICF-2S26-H1-LD@120	
Brand Name	SMARTMATE
Ballast Type	Electronic
Starting Method	Programmed Start
Lamp Connection	Series
Input Voltage	120-277
Input Frequency	50/60 HZ
Status	Active

Electrical Specifications

Notes:

Section I - Physical Characteristics

- 1.1 Ballast shall be physically interchangeable with standard electromagnetic or standard electronic ballasts, where applicable.
- 1.2 Ballast shall be available in a plastic/metal can or all metal can construction to meet all plenum requirements.
- 1.3 Ballast shall be provided with poke-in wire trap connectors color coded per ANSI C82.11.

Section II - Performance Requirements

- 2.1 Ballast shall be Programmed Start except for ballasts with -QS suffix, which shall be Rapid Start.
- 2.2 Ballast shall contain auto restart circuitry in order to restart lamps without resetting power.
- 2.3 Ballast shall operate from 50/60 Hz input source of 120V through 277V with sustained variations of +/- 10% (voltage and frequency) with no damage to the IntelliVolt ballast. RCF models shall operate from 60 Hz input source of 120V with sustained variations of +/- 10% (voltage and frequency) with no damage to the ballast.
- 2.4 Ballast shall be high frequency electronic type and operate lamps at a frequency above 42 kHz to avoid interference with infrared devices and eliminate visible flicker.
- 2.5 Ballast shall have a Power Factor greater than 0.98 for primary lamp.
- 2.6 Ballast shall have a minimum ballast factor of 1.00 for primary lamp application.
- 2.7 Ballast shall provide for a Lamp Current Crest Factor of 1.7 or less in accordance with lamp manufacturer recommendations.
- 2.8 Ballast input current shall have Total Harmonic Distortion (THD) of less than 10% when operated at nominal line voltage with primary lamp.
- 2.9 Ballast shall have a Class A sound rating.
- 2.10 Ballast shall have a minimum starting temperature of -18C (0F) for primary lamp. Ballasts for PL-H lamps shall have a minimum starting temperature of -30C (-20F) for primary lamp.
- 2.11 Ballast shall provide Lamp EOL Protection Circuit.
- 2.12 Ballast shall tolerate sustained open circuit and short circuit output conditions without damage.

Section III - Regulatory Requirements

- 3.1 Ballast shall not contain any Polychlorinated Biphenyl (PCB).
- 3.2 Ballast shall be Underwriters Laboratories (UL) listed, Class P and Type 1 Outdoor; and Canadian Standards Association (CSA) certified where applicable.
- 3.3 Ballast shall be Underwriters Laboratories (UL) rated for use in air-handling spaces.
- 3.4 Ballast shall comply with ANSI C62.41 Category A for Transient protection.
- 3.5 Ballast shall comply with ANSI C82.11 where applicable.
- 3.6 Ballast shall comply with the requirements of the Federal Communications Commission (FCC) rules and regulations, Title 47 CFR part 18, Non-Consumer (Class A) for EMI/RFI (conducted and radiated) except for RCF models which shall be Consumer (Class B).

Section IV - Other

- 4.1 Ballast shall be manufactured in a factory certified to ISO 9002 Quality System Standards.
- 4.2 Ballast shall carry a five-year warranty from date of manufacture against defects in material or workmanship, including replacement, for operation at a maximum case temperature of 75C and three-years for a maximum case temperature of 85C (90C 3year warranty for ICF1H120-M4-XX, ICF2S42-90C-M2-XX and ICF2S70-M4-XX models).
- 4.3 Manufacturer shall have a fifteen-year history of producing electronic ballasts for the North American market.
- 4.4 Ballast shall be Advance part # _____ or approved equal.

Revised 09/02/2004



Data is based upon tests performed by Advance Transformer in a controlled environment and representative of relative performance. Actual performance can vary depending on operating conditions. Specifications are subject to change without notice. All specifications are nominal unless otherwise noted.

ADVANCE TRANSFORMER CO.
 O'HARE INTERNATIONAL CENTER - 10275 WEST HIGGINS ROAD
 ROSEMONT, ILLINOIS 60018
 TELEPHONE: (847) 390-5000 FAX: (847) 390-5109



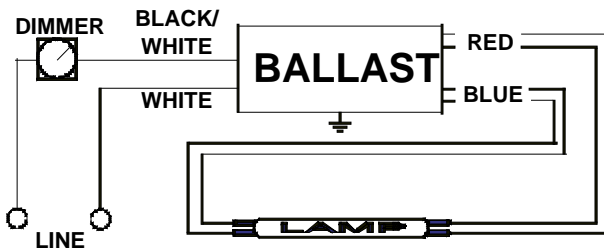
REZ-154

Brand Name	MARK 10 POWERLINE
Ballast Type	Electronic Dimming
Starting Method	Programmed Start
Lamp Connection	Series
Input Voltage	120
Input Frequency	60 HZ
Status	Active

Electrical Specifications

Lamp Type	Num. of Lamps	Rated Lamp Watts	Min. Start Temp (°F/C)	Input Current (Amps)	Input Power (Watts) (min/max)	Ballast Factor (min/max)	MAX THD %	Power Factor	Lamp Current Crest Factor	B.E.F.
* F54T5/HO	1	54	50/10	0.53	13/63	0.03/1.00	10	0.98	1.7	1.59
FC12T5/HO	1	55	50/10	0.50	13/59	0.03/0.90	10	0.98	1.7	1.53
FT55W/2G11	1	55	50/10	0.50	13/59	0.05/0.90	10	0.98	1.7	1.53

Wiring Diagram

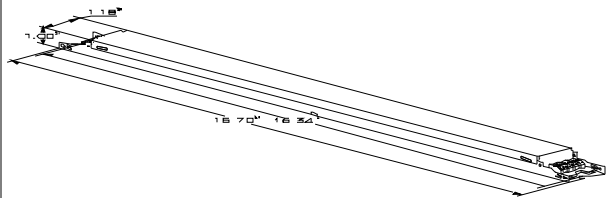


The wiring diagram that appears above is for the lamp type denoted by the asterisk (*)

Standard Lead Length (inches)

	in.	cm.		in.	cm.
Black	0	0	Yellow/Blue	0	0
White	0	0	Blue/White	0	0
Blue	0	0	Brown	0	0
Red	0	0	Orange	0	0
Yellow	0	0	Orange/Black	0	0
Gray	0	0	Black/White	0	0
Violet	0	0	Red/White	0	0

Enclosure



Enclosure Dimensions

OverAll (L)	Width (W)	Height (H)	Mounting (M)
16.70 "	1.18 "	1.00 "	16.34 "
16 7/10	1 9/50	1	16 17/50
42.4 cm	3 cm	2.5 cm	41.5 cm

Revised 08/21/2006



Data is based upon tests performed by Advance Transformer in a controlled environment and representative of relative performance. Actual performance can vary depending on operating conditions. Specifications are subject to change without notice. All specifications are nominal unless otherwise noted.

ADVANCE

O'HARE INTERNATIONAL CENTER · 10275 WEST HIGGINS ROAD · ROSEMONT, IL 60018

Customer Support/Technical Service: Phone: 800-372-3331 · Fax: 630-307-3071

Corporate Offices: Phone: 800-322-2086



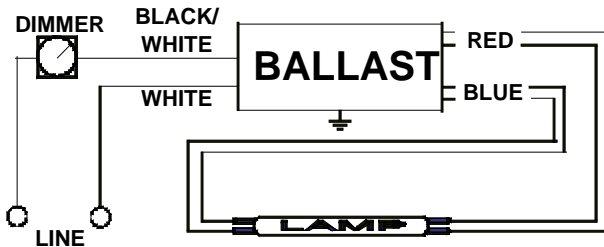
VEZ-154

Brand Name	MARK 10 POWERLINE
Ballast Type	Electronic Dimming
Starting Method	Programmed Start
Lamp Connection	Series
Input Voltage	277
Input Frequency	60 HZ
Status	Active

Electrical Specifications

Lamp Type	Num. of Lamps	Rated Lamp Watts	Min. Start Temp (°F/C)	Input Current (Amps)	Input Power (Watts) (min/max)	Ballast Factor (min/max)	MAX THD %	Power Factor	Lamp Current Crest Factor	B.E.F.
* F54T5/HO	1	54	50/10	0.23	13/63	0.03/1.00	10	0.98	1.7	1.59
FC12T5/HO	1	55	50/10	0.22	13/59	0.03/0.90	10	0.98	1.7	1.53
FT55W/2G11	1	55	50/10	0.22	13/59	0.05/0.90	10	0.98	1.7	1.53

Wiring Diagram

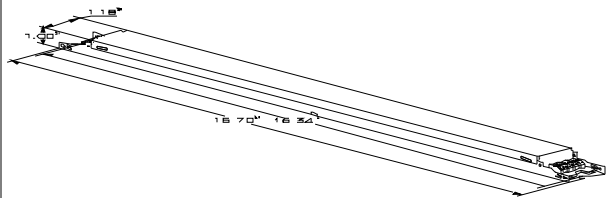


The wiring diagram that appears above is for the lamp type denoted by the asterisk (*)

Standard Lead Length (inches)

	in.	cm.		in.	cm.
Black	0	0	Yellow/Blue	0	0
White	0	0	Blue/White	0	0
Blue	0	0	Brown	0	0
Red	0	0	Orange	0	0
Yellow	0	0	Orange/Black	0	0
Gray	0	0	Black/White	0	0
Violet	0	0	Red/White	0	0

Enclosure



Enclosure Dimensions

OverAll (L)	Width (W)	Height (H)	Mounting (M)
16.70 "	1.18 "	1.00 "	16.34 "
16 7/10	1 9/50	1	16 17/50
42.4 cm	3 cm	2.5 cm	41.5 cm

Revised 08/21/2006



Data is based upon tests performed by Advance Transformer in a controlled environment and representative of relative performance. Actual performance can vary depending on operating conditions. Specifications are subject to change without notice. All specifications are nominal unless otherwise noted.

ADVANCE

O'HARE INTERNATIONAL CENTER · 10275 WEST HIGGINS ROAD · ROSEMONT, IL 60018

Customer Support/Technical Service: Phone: 800-372-3331 · Fax: 630-307-3071

Corporate Offices: Phone: 800-322-2086



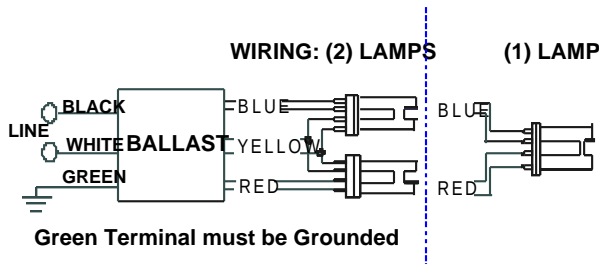
ICF-2S42-M2-BS@120

Brand Name	SMARTMATE
Ballast Type	Electronic
Starting Method	Programmed Start
Lamp Connection	Series
Input Voltage	120-277
Input Frequency	50/60 HZ
Status	Active

Electrical Specifications

Lamp Type	Num. of Lamps	Rated Lamp Watts	Min. Start Temp (°F/C)	Input Current (Amps)	Input Power (ANSI Watts)	Ballast Factor	MAX THD %	Power Factor	MAX Lamp Current Crest Factor	B.E.F.
* CFM57W/GX24Q	1	57	32/00	0.50	59	0.94	10	0.98	1.5	1.59

Wiring Diagram

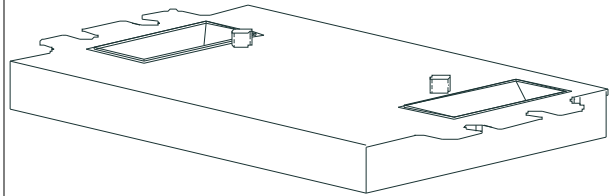


The wiring diagram that appears above is for the lamp type denoted by the asterisk (*)

Standard Lead Length (inches)

	in.	cm.		in.	cm.
Black	0.0		Yellow/Blue		
White	0.0		Blue/White		
Blue	0.0		Brown		
Red	0.0		Orange		
Yellow	0		Orange/Black		
Gray			Black/White		
Violet			Red/White		

Enclosure



Enclosure Dimensions

OverAll (L)	Width (W)	Height (H)	Mounting (M)
4.98 "	3.00 "	1.29 "	2.00 "
4 49/50	3	1 29/100	2
12.6 cm	7.6 cm	3.3 cm	5.1 cm

Revised 09/02/2004



Data is based upon tests performed by Advance Transformer in a controlled environment and representative of relative performance. Actual performance can vary depending on operating conditions. Specifications are subject to change without notice. All specifications are nominal unless otherwise noted.

ADVANCE

O'HARE INTERNATIONAL CENTER · 10275 WEST HIGGINS ROAD · ROSEMONT, IL 60018

Customer Support/Technical Service: Phone: 800-372-3331 · Fax: 630-307-3071

Corporate Offices: Phone: 800-322-2086



ICF-2S42-M2-BS@120	
Brand Name	SMARTMATE
Ballast Type	Electronic
Starting Method	Programmed Start
Lamp Connection	Series
Input Voltage	120-277
Input Frequency	50/60 HZ
Status	Active

Electrical Specifications

Notes:

Section I - Physical Characteristics

- 1.1 Ballast shall be physically interchangeable with standard electromagnetic or standard electronic ballasts, where applicable.
- 1.2 Ballast shall be available in a plastic/metal can or all metal can construction to meet all plenum requirements.
- 1.3 Ballast shall be provided with poke-in wire trap connectors color coded per ANSI C82.11.

Section II - Performance Requirements

- 2.1 Ballast shall be Programmed Start except for ballasts with -QS suffix, which shall be Rapid Start.
- 2.2 Ballast shall contain auto restart circuitry in order to restart lamps without resetting power.
- 2.3 Ballast shall operate from 50/60 Hz input source of 120V through 277V with sustained variations of +/- 10% (voltage and frequency) with no damage to the IntelliVolt ballast. RCF models shall operate from 60 Hz input source of 120V with sustained variations of +/- 10% (voltage and frequency) with no damage to the ballast.
- 2.4 Ballast shall be high frequency electronic type and operate lamps at a frequency above 42 kHz to avoid interference with infrared devices and eliminate visible flicker.
- 2.5 Ballast shall have a Power Factor greater than 0.98 for primary lamp.
- 2.6 Ballast shall have a minimum ballast factor of 1.00 for primary lamp application.
- 2.7 Ballast shall provide for a Lamp Current Crest Factor of 1.7 or less in accordance with lamp manufacturer recommendations.
- 2.8 Ballast input current shall have Total Harmonic Distortion (THD) of less than 10% when operated at nominal line voltage with primary lamp.
- 2.9 Ballast shall have a Class A sound rating.
- 2.10 Ballast shall have a minimum starting temperature of -18C (0F) for primary lamp. Ballasts for PL-H lamps shall have a minimum starting temperature of -30C (-20F) for primary lamp.
- 2.11 Ballast shall provide Lamp EOL Protection Circuit.
- 2.12 Ballast shall tolerate sustained open circuit and short circuit output conditions without damage.

Section III - Regulatory Requirements

- 3.1 Ballast shall not contain any Polychlorinated Biphenyl (PCB).
- 3.2 Ballast shall be Underwriters Laboratories (UL) listed, Class P and Type 1 Outdoor; and Canadian Standards Association (CSA) certified where applicable.
- 3.3 Ballast shall be Underwriters Laboratories (UL) rated for use in air-handling spaces.
- 3.4 Ballast shall comply with ANSI C62.41 Category A for Transient protection.
- 3.5 Ballast shall comply with ANSI C82.11 where applicable.
- 3.6 Ballast shall comply with the requirements of the Federal Communications Commission (FCC) rules and regulations, Title 47 CFR part 18, Non-Consumer (Class A) for EMI/RFI (conducted and radiated) except for RCF models which shall be Consumer (Class B).

Section IV - Other

- 4.1 Ballast shall be manufactured in a factory certified to ISO 9002 Quality System Standards.
- 4.2 Ballast shall carry a five-year warranty from date of manufacture against defects in material or workmanship, including replacement, for operation at a maximum case temperature of 75C and three-years for a maximum case temperature of 85C (90C 3year warranty for ICF1H120-M4-XX, ICF2S42-90C-M2-XX and ICF2S70-M4-XX models).
- 4.3 Manufacturer shall have a fifteen-year history of producing electronic ballasts for the North American market.
- 4.4 Ballast shall be Advance part # _____ or approved equal.

Revised 09/02/2004



Data is based upon tests performed by Advance Transformer in a controlled environment and representative of relative performance. Actual performance can vary depending on operating conditions. Specifications are subject to change without notice. All specifications are nominal unless otherwise noted.

ADVANCE TRANSFORMER CO.
 O'HARE INTERNATIONAL CENTER - 10275 WEST HIGGINS ROAD
 ROSEMONT, ILLINOIS 60018
 TELEPHONE: (847) 390-5000 FAX: (847) 390-5109



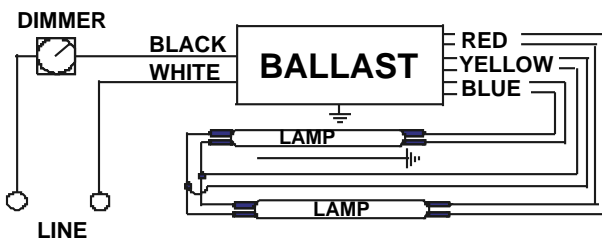
REZ-2S54

Brand Name	MARK 10 POWERLINE
Ballast Type	Electronic Dimming
Starting Method	Programmed Start
Lamp Connection	Series
Input Voltage	120
Input Frequency	60 HZ
Status	Active

Electrical Specifications

Lamp Type	Num. of Lamps	Rated Lamp Watts	Min. Start Temp (°F/C)	Input Current (Amps)	Input Power (Watts) (min/max)	Ballast Factor (min/max)	MAX THD %	Power Factor	Lamp Current Crest Factor	B.E.F.
* F54T5/HO	2	54	50/10	1.05	24/125	0.03/1.00	10	0.98	1.7	0.80
FC12T5/HO	2	55	50/10	0.96	24/114	0.03/0.90	10	0.98	1.7	0.79
FT55W/2G11	2	55	50/10	0.96	24/114	0.05/0.90	10	0.98	1.7	0.79

Wiring Diagram

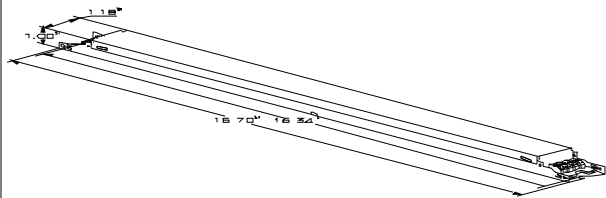


The wiring diagram that appears above is for the lamp type denoted by the asterisk (*)

Standard Lead Length (inches)

	in.	cm.		in.	cm.
Black	0	0	Yellow/Blue	0	0
White	0	0	Blue/White	0	0
Blue	0	0	Brown	0	0
Red	0	0	Orange	0	0
Yellow	0	0	Orange/Black	0	0
Gray	0	0	Black/White	0	0
Violet	0	0	Red/White	0	0

Enclosure



Enclosure Dimensions

OverAll (L)	Width (W)	Height (H)	Mounting (M)
16.70 "	1.18 "	1.00 "	16.34 "
16 7/10	1 9/50	1	16 17/50
42.4 cm	3 cm	2.5 cm	41.5 cm

Revised 08/17/2006



Data is based upon tests performed by Advance Transformer in a controlled environment and representative of relative performance. Actual performance can vary depending on operating conditions. Specifications are subject to change without notice. All specifications are nominal unless otherwise noted.

ADVANCE

O'HARE INTERNATIONAL CENTER · 10275 WEST HIGGINS ROAD · ROSEMONT, IL 60018

Customer Support/Technical Service: Phone: 800-372-3331 · Fax: 630-307-3071

Corporate Offices: Phone: 800-322-2086



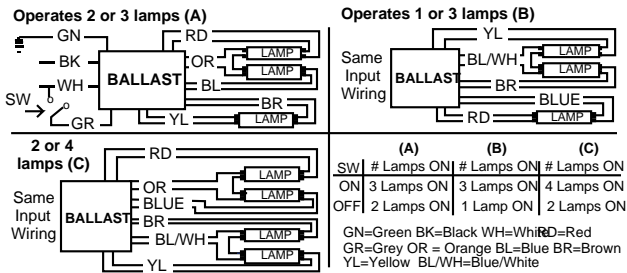
ICN4S5490C2LS@120

Brand Name	CENTIUM T5
Ballast Type	Electronic
Starting Method	Programmed Start
Lamp Connection	Series/Parallel
Input Voltage	120
Input Frequency	50/60 HZ
Status	Active

Electrical Specifications

Lamp Type	Num. of Lamps	Rated Lamp Watts	Min. Start Temp (°F/C)	Input Current (Amps)	Input Power (ANSI Watts)	Ballast Factor	MAX THD %	Power Factor	MAX Lamp Current Crest Factor	B.E.F.
F54T5/HO	1	54	-20/-29	0.52	62	0.99	15	0.98	1.7	1.60
* F54T5/HO	2	54	-20/-29	0.99	118	0.99	10	0.98	1.7	0.84
F54T5/HO	3	54	-20/-29	1.52	182	1.00	10	0.98	1.7	0.55
F54T5/HO	4	54	-20/-29	2.00	240	1.00	10	0.98	1.7	0.42

Wiring Diagram

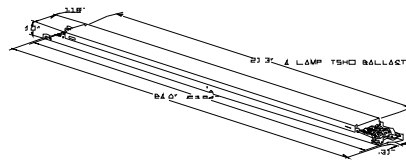


The wiring diagram that appears above is for the lamp type denoted by the asterisk (*)

Standard Lead Length (inches)

	in.	cm.		in.	cm.
Black	0	0	Yellow/Blue	0	0
White	0	0	Blue/White	0	0
Blue	0	0	Brown	0	0
Red	0	0	Orange	0	0
Yellow	0	0	Orange/Black	0	0
Gray	0	0	Black/White	0	0
Violet	0	0	Red/White	0	0

Enclosure



Enclosure Dimensions

OverAll (L)	Width (W)	Height (H)	Mounting (M)
24 "	1.18 "	1 "	23.64 "
24	1 9/50	1	23 16/25
61 cm	3 cm	2.5 cm	60 cm

Revised 01/31/2007



Data is based upon tests performed by Advance Transformer in a controlled environment and representative of relative performance. Actual performance can vary depending on operating conditions. Specifications are subject to change without notice. All specifications are nominal unless otherwise noted.

ADVANCE

O'HARE INTERNATIONAL CENTER · 10275 WEST HIGGINS ROAD · ROSEMONT, IL 60018
 Customer Support/Technical Service: Phone: 800-372-3331 · Fax: 630-307-3071
 Corporate Offices: Phone: 800-322-2086



ICN4S5490C2LS@120	
Brand Name	CENTIUM T5
Ballast Type	Electronic
Starting Method	Programmed Start
Lamp Connection	Series/Parallel
Input Voltage	120
Input Frequency	50/60 HZ
Status	Active

Electrical Specifications

Notes:

Section I - Physical Characteristics

- 1.1 Ballast shall be physically interchangeable with standard electromagnetic or standard electronic ballasts, where applicable.
- 1.2 Ballast shall be provided with integral leads or poke-in wire trap connectors color-coded per ANSI C82.11.

Section II - Performance Requirements

- 2.1 Ballast shall be Programmed Start.
- 2.2 Ballast shall contain auto restart circuitry in order to restart lamps without resetting power.
- 2.3 Ballast shall operate from 50/60 Hz input source of _____ (120V through 277V or 347V through 480V) with sustained variations of +/- 10% (voltage and frequency) with no damage to the ballast.
- 2.4 Ballast shall be high frequency electronic type and operate lamps at a frequency above 42 kHz to avoid interference with infrared devices and eliminate visible flicker.
- 2.5 Ballast shall have a Power Factor greater than 0.98 for primary lamp.
- 2.6 Ballast shall have a minimum ballast factor of 1.00 for primary lamp application.
- 2.7 Ballast shall provide for a Lamp Current Crest Factor of 1.7 or less in accordance with lamp manufacturer recommendations.
- 2.8 Ballast input current shall have Total Harmonic Distortion (THD) of less than 20% for Standard models and THD of less than 10% for Centium models when operated at nominal line voltage with primary lamp.
- 2.9 Ballast shall have a Class A sound rating.
- 2.10 Ballast shall have a minimum starting temperature of _____ {-18C (0F) or -28C (-20F)} for primary lamp. Consult lamp manufacturer for temperature versus light output characteristics.
- 2.11 Ballast shall provide Lamp EOL Protection Circuit.
- 2.12 Ballast shall tolerate sustained open circuit and short circuit output conditions without damage.
- 2.13 Ballast shall have a hi-low switching option when operating (4) F54T5/HO lamps to allow switching from 4-2 lamps, 3-2 lamps or 3-1 lamp.
- 2.14 Four-lamp ballast shall have semi-independent lamp operation.

Section III - Regulatory Requirements

- 3.1 Ballast shall not contain any Polychlorinated Biphenyl (PCB).
- 3.2 Ballast shall be Underwriters Laboratories (UL) listed, Class P and Type 1 Outdoor; and Canadian Standards Association (CSA) certified where applicable.
- 3.3 Ballast shall comply with ANSI C62.41 Category A for Transient protection.
- 3.4 Ballast shall comply with ANSI C82.11 where applicable.
- 3.5 Ballast shall comply with the requirements of the Federal Communications Commission (FCC) rules and regulations, Title 47 CFR part 18, Non-Consumer (Class A) for EMI/RFI (conducted and radiated).
- 3.6 Ballast shall comply with UL Type CC rating.

Section IV - Other

- 4.1 Ballast shall be manufactured in a factory certified to ISO 9002 Quality System Standards.
- 4.2 Ballast shall carry a five-year warranty from date of manufacture against defects in material or workmanship, including replacement, for operation at a maximum case temperature of 70C. Ballasts with a "90C" designation in their catalog number shall also carry a three-year warranty at a maximum case temperature of 90C.
- 4.3 Manufacturer shall have a fifteen-year history of producing electronic ballasts for the North American market.
- 4.4 Ballast shall be Advance part # _____ or approved equal.

Revised 01/31/2007



Data is based upon tests performed by Advance Transformer in a controlled environment and representative of relative performance. Actual performance can vary depending on operating conditions. Specifications are subject to change without notice. All specifications are nominal unless otherwise noted.

ADVANCE TRANSFORMER CO.
 O'HARE INTERNATIONAL CENTER - 10275 WEST HIGGINS ROAD
 ROSEMONT, ILLINOIS 60018
 TELEPHONE: (847) 390-5000 FAX: (847) 390-5109



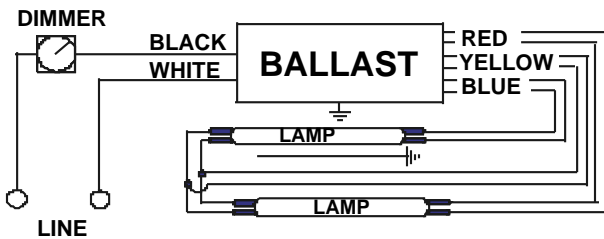
VEZ-2S54

Brand Name	MARK 10 POWERLINE
Ballast Type	Electronic Dimming
Starting Method	Programmed Start
Lamp Connection	Series
Input Voltage	277
Input Frequency	60 HZ
Status	Active

Electrical Specifications

Lamp Type	Num. of Lamps	Rated Lamp Watts	Min. Start Temp (°F/C)	Input Current (Amps)	Input Power (Watts) (min/max)	Ballast Factor (min/max)	MAX THD %	Power Factor	Lamp Current Crest Factor	B.E.F.
* F54T5/HO	2	54	50/10	0.45	24/125	0.03/1.00	10	0.98	1.7	0.80
FC12T5/HO	2	55	50/10	0.42	24/114	0.03/0.90	10	0.98	1.7	0.79
FT55W/2G11	2	55	50/10	0.42	24/114	0.05/0.90	10	0.98	1.7	0.79

Wiring Diagram

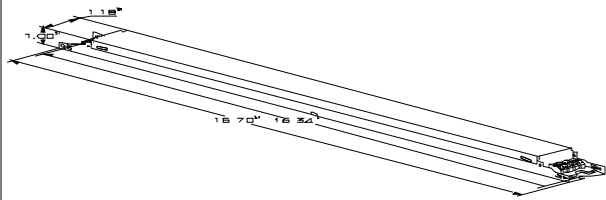


The wiring diagram that appears above is for the lamp type denoted by the asterisk (*)

Standard Lead Length (inches)

	in.	cm.		in.	cm.
Black	0	0	Yellow/Blue	0	0
White	0	0	Blue/White	0	0
Blue	0	0	Brown	0	0
Red	0	0	Orange	0	0
Yellow	0	0	Orange/Black	0	0
Gray	0	0	Black/White	0	0
Violet	0	0	Red/White	0	0

Enclosure



Enclosure Dimensions

OverAll (L)	Width (W)	Height (H)	Mounting (M)
16.70 "	1.18 "	1.00 "	16.34 "
16 7/10	1 9/50	1	16 17/50
42.4 cm	3 cm	2.5 cm	41.5 cm

Revised 08/17/2006



Data is based upon tests performed by Advance Transformer in a controlled environment and representative of relative performance. Actual performance can vary depending on operating conditions. Specifications are subject to change without notice. All specifications are nominal unless otherwise noted.

ADVANCE

O'HARE INTERNATIONAL CENTER · 10275 WEST HIGGINS ROAD · ROSEMONT, IL 60018

Customer Support/Technical Service: Phone: 800-372-3331 · Fax: 630-307-3071

Corporate Offices: Phone: 800-322-2086



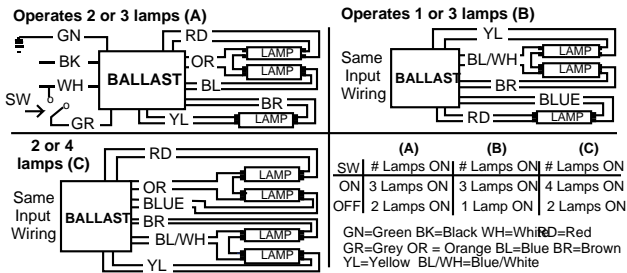
ICN4S5490C2LS@277

Brand Name	CENTIUM T5
Ballast Type	Electronic
Starting Method	Programmed Start
Lamp Connection	Series/Parallel
Input Voltage	277
Input Frequency	50/60 HZ
Status	Active

Electrical Specifications

Lamp Type	Num. of Lamps	Rated Lamp Watts	Min. Start Temp (°F/C)	Input Current (Amps)	Input Power (ANSI Watts)	Ballast Factor	MAX THD %	Power Factor	MAX Lamp Current Crest Factor	B.E.F.
F54T5/HO	1	54	-20/-29	0.24	62	0.99	30	0.90	1.7	1.60
* F54T5/HO	2	54	-20/-29	0.43	117	0.99	10	0.98	1.7	0.85
F54T5/HO	3	54	-20/-29	0.66	179	1.00	10	0.98	1.7	0.56
F54T5/HO	4	54	-20/-29	0.86	234	1.00	10	0.98	1.7	0.43

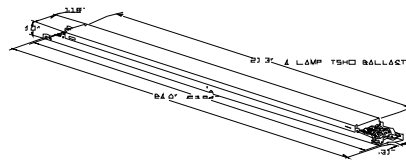
Wiring Diagram



Standard Lead Length (inches)

	in.	cm.		in.	cm.
Black	0	0	Yellow/Blue	0	0
White	0	0	Blue/White	0	0
Blue	0	0	Brown	0	0
Red	0	0	Orange	0	0
Yellow	0	0	Orange/Black	0	0
Gray	0	0	Black/White	0	0
Violet	0	0	Red/White	0	0

Enclosure



Enclosure Dimensions

OverAll (L)	Width (W)	Height (H)	Mounting (M)
24 "	1.18 "	1 "	23.64 "
24	1 9/50	1	23 16/25
61 cm	3 cm	2.5 cm	60 cm

Revised 01/31/2007



Data is based upon tests performed by Advance Transformer in a controlled environment and representative of relative performance. Actual performance can vary depending on operating conditions. Specifications are subject to change without notice. All specifications are nominal unless otherwise noted.

ADVANCE

O'HARE INTERNATIONAL CENTER · 10275 WEST HIGGINS ROAD · ROSEMONT, IL 60018

Customer Support/Technical Service: Phone: 800-372-3331 · Fax: 630-307-3071

Corporate Offices: Phone: 800-322-2086



ICN4S5490C2LS@277	
Brand Name	CENTIUM T5
Ballast Type	Electronic
Starting Method	Programmed Start
Lamp Connection	Series/Parallel
Input Voltage	277
Input Frequency	50/60 HZ
Status	Active

Electrical Specifications

Notes:

Section I - Physical Characteristics

- 1.1 Ballast shall be physically interchangeable with standard electromagnetic or standard electronic ballasts, where applicable.
- 1.2 Ballast shall be provided with integral leads or poke-in wire trap connectors color-coded per ANSI C82.11.

Section II - Performance Requirements

- 2.1 Ballast shall be Programmed Start.
- 2.2 Ballast shall contain auto restart circuitry in order to restart lamps without resetting power.
- 2.3 Ballast shall operate from 50/60 Hz input source of _____ (120V through 277V or 347V through 480V) with sustained variations of +/- 10% (voltage and frequency) with no damage to the ballast.
- 2.4 Ballast shall be high frequency electronic type and operate lamps at a frequency above 42 kHz to avoid interference with infrared devices and eliminate visible flicker.
- 2.5 Ballast shall have a Power Factor greater than 0.98 for primary lamp.
- 2.6 Ballast shall have a minimum ballast factor of 1.00 for primary lamp application.
- 2.7 Ballast shall provide for a Lamp Current Crest Factor of 1.7 or less in accordance with lamp manufacturer recommendations.
- 2.8 Ballast input current shall have Total Harmonic Distortion (THD) of less than 20% for Standard models and THD of less than 10% for Centium models when operated at nominal line voltage with primary lamp.
- 2.9 Ballast shall have a Class A sound rating.
- 2.10 Ballast shall have a minimum starting temperature of _____ {-18C (0F) or -28C (-20F)} for primary lamp. Consult lamp manufacturer for temperature versus light output characteristics.
- 2.11 Ballast shall provide Lamp EOL Protection Circuit.
- 2.12 Ballast shall tolerate sustained open circuit and short circuit output conditions without damage.
- 2.13 Ballast shall have a hi-low switching option when operating (4) F54T5/HO lamps to allow switching from 4-2 lamps, 3-2 lamps or 3-1 lamp.
- 2.14 Four-lamp ballast shall have semi-independent lamp operation.

Section III - Regulatory Requirements

- 3.1 Ballast shall not contain any Polychlorinated Biphenyl (PCB).
- 3.2 Ballast shall be Underwriters Laboratories (UL) listed, Class P and Type 1 Outdoor; and Canadian Standards Association (CSA) certified where applicable.
- 3.3 Ballast shall comply with ANSI C62.41 Category A for Transient protection.
- 3.4 Ballast shall comply with ANSI C82.11 where applicable.
- 3.5 Ballast shall comply with the requirements of the Federal Communications Commission (FCC) rules and regulations, Title 47 CFR part 18, Non-Consumer (Class A) for EMI/RFI (conducted and radiated).
- 3.6 Ballast shall comply with UL Type CC rating.

Section IV - Other

- 4.1 Ballast shall be manufactured in a factory certified to ISO 9002 Quality System Standards.
- 4.2 Ballast shall carry a five-year warranty from date of manufacture against defects in material or workmanship, including replacement, for operation at a maximum case temperature of 70C. Ballasts with a "90C" designation in their catalog number shall also carry a three-year warranty at a maximum case temperature of 90C.
- 4.3 Manufacturer shall have a fifteen-year history of producing electronic ballasts for the North American market.
- 4.4 Ballast shall be Advance part # _____ or approved equal.

Revised 01/31/2007



Data is based upon tests performed by Advance Transformer in a controlled environment and representative of relative performance. Actual performance can vary depending on operating conditions. Specifications are subject to change without notice. All specifications are nominal unless otherwise noted.

ADVANCE TRANSFORMER CO.
 O'HARE INTERNATIONAL CENTER - 10275 WEST HIGGINS ROAD
 ROSEMONT, ILLINOIS 60018
 TELEPHONE: (847) 390-5000 FAX: (847) 390-5109